



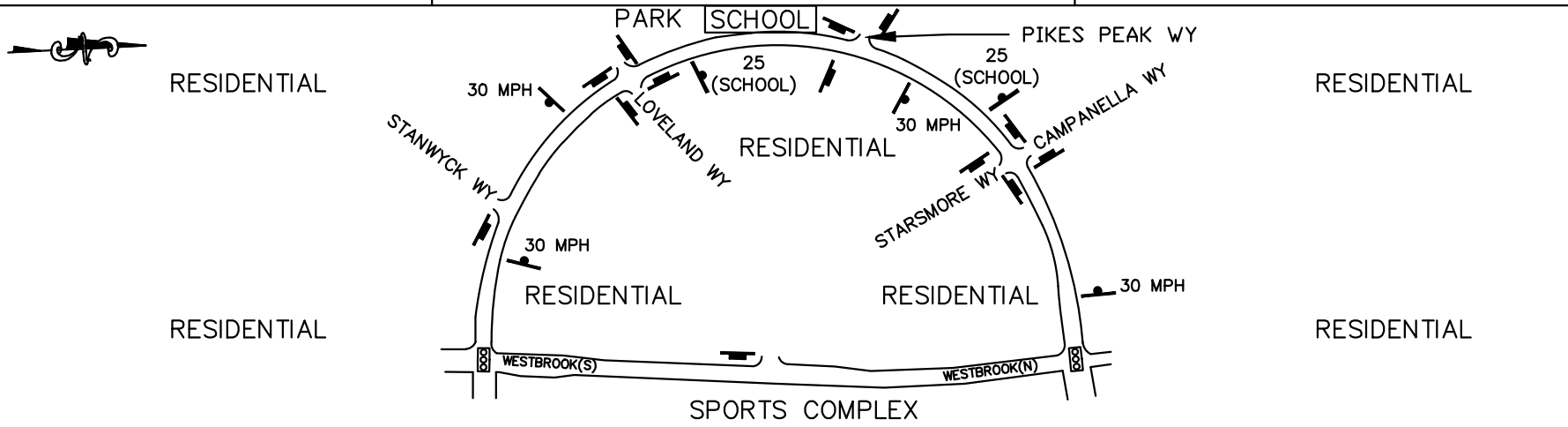
PUBLIC WORKS DEPT.

TRAFFIC ENGINEERING AND SPEED MAP  
SPEED ZONE SURVEY

ROAD NAME:

**BROOKSTONE DR**  
Westbrook (N) to Westbrook (S)

STRIP MAP



ROADWAY WIDTH	45'
NO. OF LANES	2
ADT	3058
DIVIDER TYPE	RAISED
CRITICAL SPEED (85th %)	37
PACE SPEED	25-34 MPH
3-YEAR ACCIDENT HISTORY	0
EXISTING SPEED LIMIT	30 MPH
RECOM. SPEED LIMIT	30 MPH
SEGMENT LENGTH	.64 MI.

LEGEND	STOP SIGNS	SPEED LIMIT SIGN	TRAFFIC SIGNAL
--------	------------	------------------	----------------

MPH	ROADSIDE COND.	
	61-75	0
51-60	4	RESIDENCE <input checked="" type="checkbox"/>
41-50	159	BUSINESS <input type="checkbox"/>
31-40	1765	PARKS <input checked="" type="checkbox"/>
1-30	1130	OPEN SPACE <input type="checkbox"/>
		BIKEWAY <input type="checkbox"/>

COMMENTS: NO PARKING ON BOTH SIDES OF STREET.  
\* HOSES USED FOR SPEED SURVEY.


SOME RECOVERY AREA  NO RECOVERY AREA   
SCHOOL ROUTE


# City of Roseville Engineering and Traffic Survey

## Summary

Street: BROOKSTONE DR  
Limits: WESTBROOK BLVD (N)  
WESTBROOK BLVD (S)

Field Observer: A. ZASSO  
Checked By: J CERVANTES  
Date: 2/22/2023

Factors	Direction: North/South
<b><u>A. Prevailing Speed Data</u></b>	
Location of Survey	200' E of Stanwyck Wy
85th Percentile	37.0 MPH
10 mph Pace	25-34
Percent in Pace	61.2%
Posted Speed Limit	30 MPH
<b><u>B. Collision History</u></b>	
Date Range Covered	12/3/2019 TO 12/3/2022 ( 3 years )
Total Collisions	0
Collision Rate (Acc/MVM)	0
Expected Collision Rate	1.68
<b><u>C. Traffic Factors</u></b>	
Average Daily Traffic	3058
Length of Segment	3406'
Lane Configuration	Single Lane Each Direction
Street Classification	Collector
<b><u>D. Conditions Not Readily Apparent</u></b>	
Conditions	See: Roadside Conditions on the Speed Zone Survey Map.
Roadway Geometrics	Horizontal Curve
Comments	No street parking; Class II bike lanes
<b><u>E. Adjacent Land Use</u></b>	
	Single family residential
Posted Speed Limit	30
Speed Limit Change?	Yes
Revised Speed Limit	30
Approved and Authorized for release by City of Roseville Traffic Engineering Department:	
	<u>12-13-2023</u> Date
	Loc.#





Direction: A to B, NB

2/22/2023	> 15 - 20 MPH	> 20 - 25 MPH	> 25 - 30 MPH	> 30 - 35 MPH	> 35 - 40 MPH	> 40 - 45 MPH	> 45 - 50 MPH	> 50 - 55 MPH	> 55 - 60 MPH	> 60 - 65 MPH	> 65 - 70 MPH	> 70 MPH	Total
12:00 AM	0	0	1	5	12	2	4	0	0	0	0	0	24
1:00	0	0	2	4	5	3	1	0	0	0	0	0	15
2:00	0	0	0	3	3	7	0	1	0	0	0	0	14
3:00	0	1	1	0	0	0	0	0	0	0	0	0	2
4:00	0	0	0	1	1	0	0	0	0	0	0	0	2
5:00	0	0	0	0	0	0	0	0	0	0	0	0	0
6:00	0	0	0	0	1	0	0	0	0	0	0	0	1
7:00	0	0	2	2	1	0	0	0	0	0	0	0	5
8:00	0	0	0	3	4	5	2	1	0	0	0	0	15
9:00	0	1	3	3	8	7	7	0	0	0	0	0	29
10:00	0	2	1	8	10	20	9	1	0	0	0	0	51
11:00	0	1	14	59	98	68	10	1	0	0	0	0	251
12:00 PM	0	1	5	21	26	23	8	2	0	0	0	0	86
1:00	0	0	0	9	19	18	5	1	0	0	0	0	52
2:00	0	1	5	14	12	14	6	1	1	0	0	0	54
3:00	0	1	4	12	16	21	6	2	0	0	0	0	62
4:00	0	9	31	30	25	24	5	1	0	0	0	0	125
5:00	49	9	8	19	35	26	9	0	0	0	0	0	155
6:00	0	0	6	12	27	24	4	1	0	0	0	0	74
7:00	1	4	3	20	27	21	5	2	1	0	0	0	84
8:00	0	0	10	19	20	19	3	0	0	0	0	0	71
9:00	1	1	7	21	24	22	10	2	0	0	0	0	88
10:00	0	0	4	16	25	17	3	0	0	0	0	0	65
11:00	1	0	4	6	9	7	2	0	0	0	0	0	29
Total	52	31	111	287	408	348	99	16	2	0	0	0	1354

Percentile	15th	50th	85th	95th
Speed	25	33	38	41
Mean Speed (Average)	31.6			
10 MPH Pace Speed	30-39			
Number in Pace	755			
Percent in Pace	55.8%			
Number > 35 MPH	465			
Percent > 35 MPH	34.3%			

Grand Total	52	31	111	287	408	348	99	16	2	0	0	0	0	1354
-------------	----	----	-----	-----	-----	-----	----	----	---	---	---	---	---	------

Stats	Percentile	15th	50th	85th	95th
	Speed	25	33	38	41
	Mean Speed (Average)	31.6			
	10 MPH Pace Speed	30-39			
	Number in Pace	755			
	Percent in Pace	55.8%			
	Number > 35 MPH	465			
	Percent > 35 MPH	34.3%			

311 Vernon Street  
 Roseville, CA 95678  
 (916) 7461300



File Name: Brookstone Dr - Data

Direction: C to D, SB

2/22/2023	> 15 - 20	> 20 - 25	> 25 - 30	> 30 - 35	> 35 - 40	> 40 - 45	> 45 - 50	> 50 - 55	> 55 - 60	> 60 - 65	> 65 - 70	> 70 MPH	Total
Time 0 - 15 MPH	MPH	MPH	MPH	MPH	MPH	MPH	MPH	MPH	MPH	MPH	MPH		
12:00 AM	0	0	4	18	15	18	1	0	0	0	0	0	56
1:00	0	0	3	8	10	14	1	0	0	0	0	0	36
2:00	0	0	2	5	8	3	3	0	0	0	0	0	21
3:00	0	0	0	4	6	7	2	0	0	0	0	0	19
4:00	0	0	0	4	1	0	0	0	0	0	0	0	5
5:00	0	0	1	0	1	2	0	0	0	0	0	0	4
6:00	0	0	0	0	0	0	0	0	0	0	0	0	0
7:00	0	0	0	0	2	1	0	0	0	0	0	0	3
8:00	0	0	0	0	0	0	0	0	0	0	0	0	0
9:00	0	0	1	0	2	1	1	0	0	0	0	0	5
10:00	0	1	0	2	3	7	0	0	0	0	0	0	13
11:00	0	0	11	77	121	53	7	0	0	0	0	0	269
12:00 PM	0	0	4	14	22	11	1	0	0	0	0	0	52
1:00	0	0	2	13	19	10	1	0	0	0	0	0	45
2:00	0	0	2	20	21	20	2	0	0	1	0	0	66
3:00	0	0	1	31	28	14	0	1	1	0	0	0	76
4:00	0	0	7	76	130	56	4	0	0	0	0	0	273
5:00	0	1	9	38	34	16	6	1	0	0	0	0	105
6:00	0	1	7	24	31	15	0	0	0	0	0	0	78
7:00	1	4	8	39	39	16	2	0	0	0	0	0	109
8:00	0	0	15	49	46	26	4	0	0	0	0	0	140
9:00	3	0	19	47	44	22	2	0	0	0	0	0	137
10:00	0	1	7	34	53	18	1	1	0	0	0	0	115
11:00	0	1	3	27	28	15	3	0	0	0	0	0	77
Total	4	9	106	530	664	345	41	3	1	1	0	0	1704

Percentile	15th	50th	85th	95th
Speed	27	31	36	39
Mean Speed (Average)	31.5			
10 MPH Pace Speed	25-34			
Number in Pace	1183			
Percent in Pace	69.4%			
Number > 35 MPH	391			
Percent > 35 MPH	22.9%			

Grand Total	4	9	106	530	664	345	41	3	1	1	0	0	0	1704
-------------	---	---	-----	-----	-----	-----	----	---	---	---	---	---	---	------

Stats	Percentile	15th	50th	85th	95th
	Speed	27	31	36	39
	Mean Speed (Average)	31.5			
	10 MPH Pace Speed	25-34			
	Number in Pace	1183			
	Percent in Pace	69.4%			
	Number > 35 MPH	391			
	Percent > 35 MPH	22.9%			

311 Vernon Street  
 Roseville, CA 95678  
 (916) 7461300



File Name: Brookstone Dr - Data

Direction: Combined

2/22/2023	> 15 - 20 MPH	> 20 - 25 MPH	> 25 - 30 MPH	> 30 - 35 MPH	> 35 - 40 MPH	> 40 - 45 MPH	> 45 - 50 MPH	> 50 - 55 MPH	> 55 - 60 MPH	> 60 - 65 MPH	> 65 - 70 MPH	> 70 MPH	Total
12:00 AM	0	0	5	23	27	20	5	0	0	0	0	0	80
1:00	0	0	5	12	15	17	2	0	0	0	0	0	51
2:00	0	0	2	8	11	10	3	1	0	0	0	0	35
3:00	0	1	1	4	6	7	2	0	0	0	0	0	21
4:00	0	0	0	5	2	0	0	0	0	0	0	0	7
5:00	0	0	1	0	1	2	0	0	0	0	0	0	4
6:00	0	0	0	0	1	0	0	0	0	0	0	0	1
7:00	0	0	2	2	3	1	0	0	0	0	0	0	8
8:00	0	0	0	3	4	5	2	1	0	0	0	0	15
9:00	0	1	4	3	10	8	8	0	0	0	0	0	34
10:00	0	3	1	10	13	27	9	1	0	0	0	0	64
11:00	0	1	25	136	219	121	17	1	0	0	0	0	520
12:00 PM	0	1	9	35	48	34	9	2	0	0	0	0	138
1:00	0	0	2	22	38	28	6	1	0	0	0	0	97
2:00	0	1	7	34	33	34	8	1	1	1	0	0	120
3:00	0	1	5	43	44	35	6	3	1	0	0	0	138
4:00	0	9	38	106	155	80	9	1	0	0	0	0	398
5:00	49	10	17	57	69	42	15	1	0	0	0	0	260
6:00	0	1	13	36	58	39	4	1	0	0	0	0	152
7:00	2	8	11	59	66	37	7	2	1	0	0	0	193
8:00	0	0	25	68	66	45	7	0	0	0	0	0	211
9:00	4	1	26	68	68	44	12	2	0	0	0	0	225
10:00	0	1	11	50	78	35	4	1	0	0	0	0	180
11:00	1	1	7	33	37	22	5	0	0	0	0	0	106
Total	56	40	217	817	1072	693	140	19	3	1	0	0	3058

Percentile	15th	50th	85th	95th
Speed	26	32	37	40
Mean Speed (Average)	31.6			
10 MPH Pace Speed	25-34			
Number in Pace	1872			
Percent in Pace	61.2%			
Number > 35 MPH	856			
Percent > 35 MPH	28.0%			

Grand Total	56	40	217	817	1072	693	140	19	3	1	0	0	0	3058
-------------	----	----	-----	-----	------	-----	-----	----	---	---	---	---	---	------

Stats	Percentile	15th	50th	85th	95th
	Speed	26	32	37	40
	Mean Speed (Average)	31.6			
	10 MPH Pace Speed	25-34			
	Number in Pace	1872			
	Percent in Pace	61.2%			
	Number > 35 MPH	856			
	Percent > 35 MPH	28.0%			

